

# 2018–2019 Nova Scotia Assessment

## Reading, Writing, and Mathematics in Grade 6



### About the Assessment

Grade 6 students wrote this assessment on four mornings in October 2018 (90 minutes/day for Reading and Writing and 60 minutes/day for Mathematics). For the reading portion of the assessment, students read different types of texts and answered questions about what they read. They also completed two writing tasks. For the mathematics portion, students answered questions in each of the mathematics strands (number and operations, patterns and relations, measurement, geometry, and statistics and probability).

Nova Scotia teachers work with the Department of Education and Early Childhood Development to develop this assessment, to score the writing tasks, and to set the assessment expectation. The expectation is what students should know and be able to do on their own at the beginning of grade 6. All of the items and texts on the assessment are aligned with selected reading, writing, and mathematics outcomes in the elementary curriculum up to grade 5.

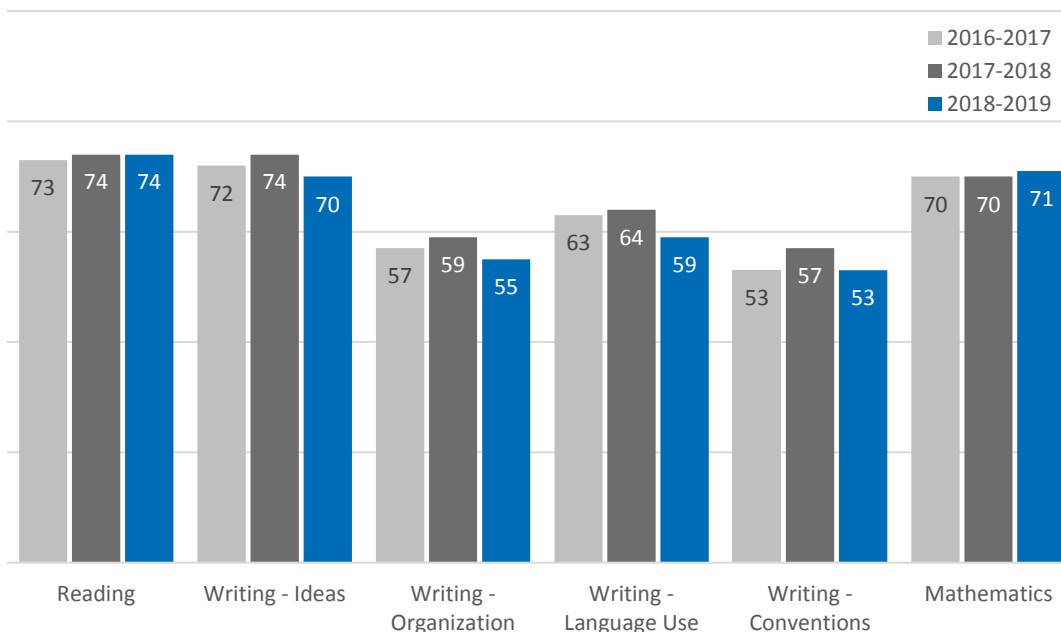
The 2018–2019 assessment results will provide:

- teachers with information to inform instructional planning;
- parents and guardians with information on their child’s performance;
- the Department of Education and Early Childhood Development and Regional Centres/CSAP with information to inform educational decisions.

These results should be used in combination with other reliable measures of school and classroom achievement. For more information about the assessment, visit <https://plans.ednet.ns.ca/grade6>.

### Provincial Results

Percentage of students at or above the assessment expectation



### Did you know?

Nova Scotia Assessments and Examinations are developed and scored in Nova Scotia by our teachers working with department staff.

Students write Nova Scotia Assessments in grade 3, grade 6, and grade 8.

[Samples of reading, writing, and mathematics questions can be found on our website.](#)

[Lessons Learned documents support teachers and administrators in using the information from this assessment to inform next steps.](#)

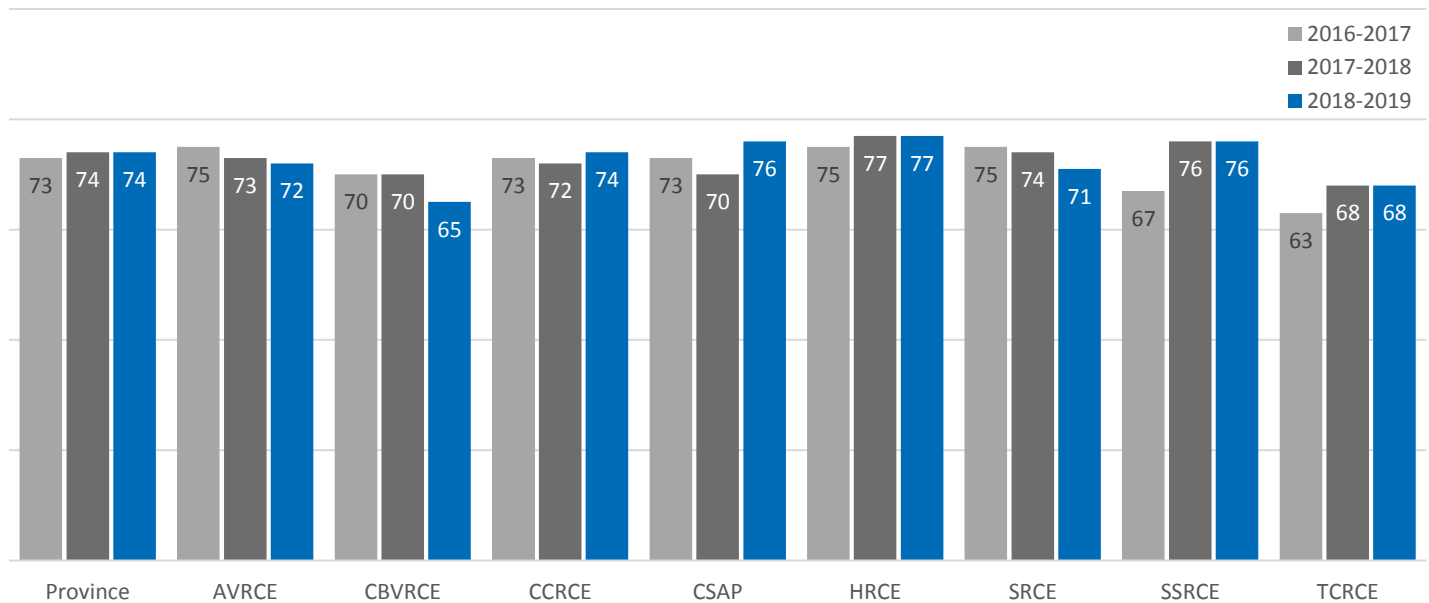
Assessment results do not affect report card grades or decisions about promotion or retention.

# 2018–2019 Nova Scotia Assessment

## Reading, Writing, and Mathematics in Grade 6

### Reading

Percentage of students at or above the assessment expectation (Province and Regional Centres/CSAP)



### Participation for reading and writing 2018 – 2019

	Province	AVRCE	CBVRCE	CCRCE	CSAP	HRCE	SRCE	SSRCE	TCRCE
Number of students in grade	8843	916	949	1557	443	3646	452	474	406
Number of students participating	8197	852	874	1431	427	3395	421	434	363
Participation rate	93%	93%	92%	92%	96%	93%	93%	92%	89%

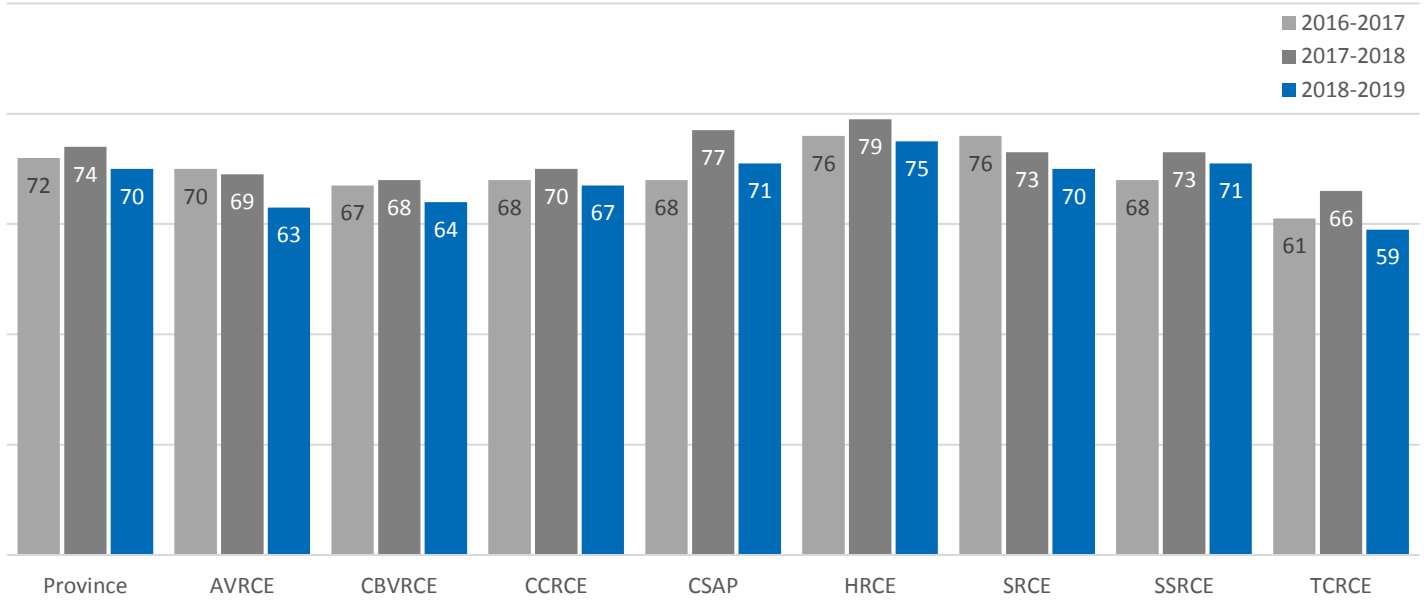
# 2018–2019 Nova Scotia Assessment

## Reading, Writing, and Mathematics in Grade 6

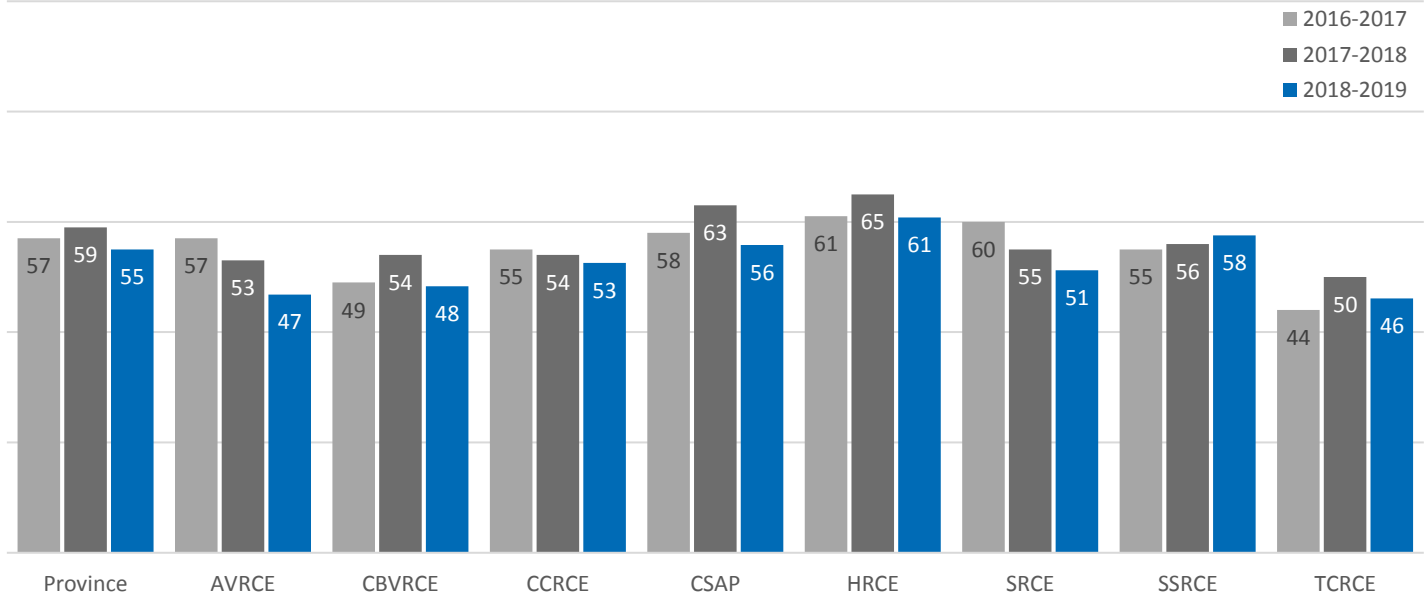
### Writing

Percentage of students at or above the assessment expectation (Province and Regional Centres/CSAP)

#### Ideas



#### Organization



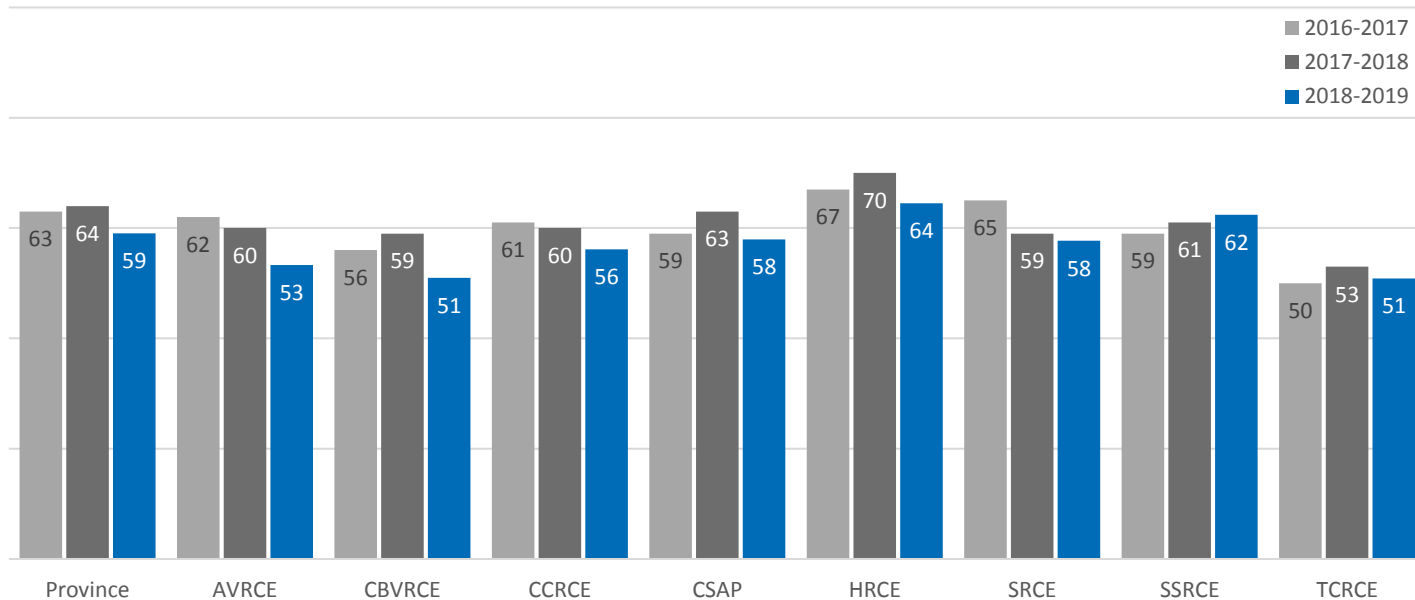
# 2018–2019 Nova Scotia Assessment

## Reading, Writing, and Mathematics in Grade 6

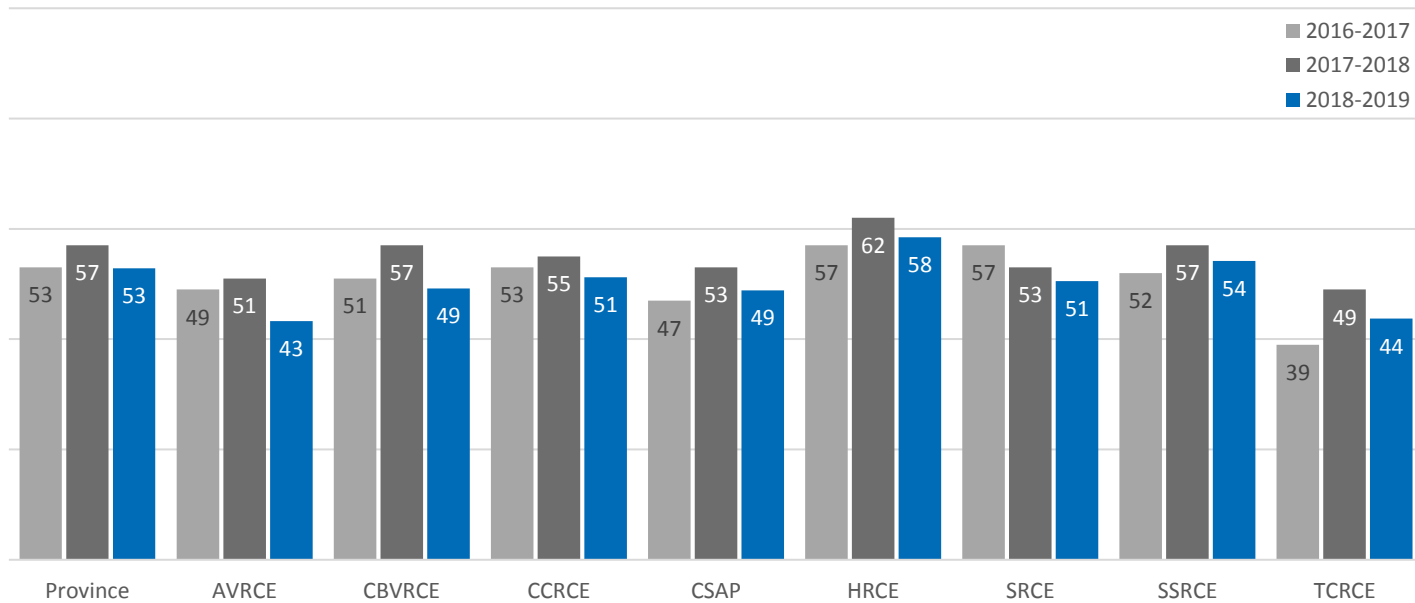
### Writing

Percentage of students at or above the assessment expectation (Province and Regional Centres/CSAP)

#### Language Use



#### Conventions

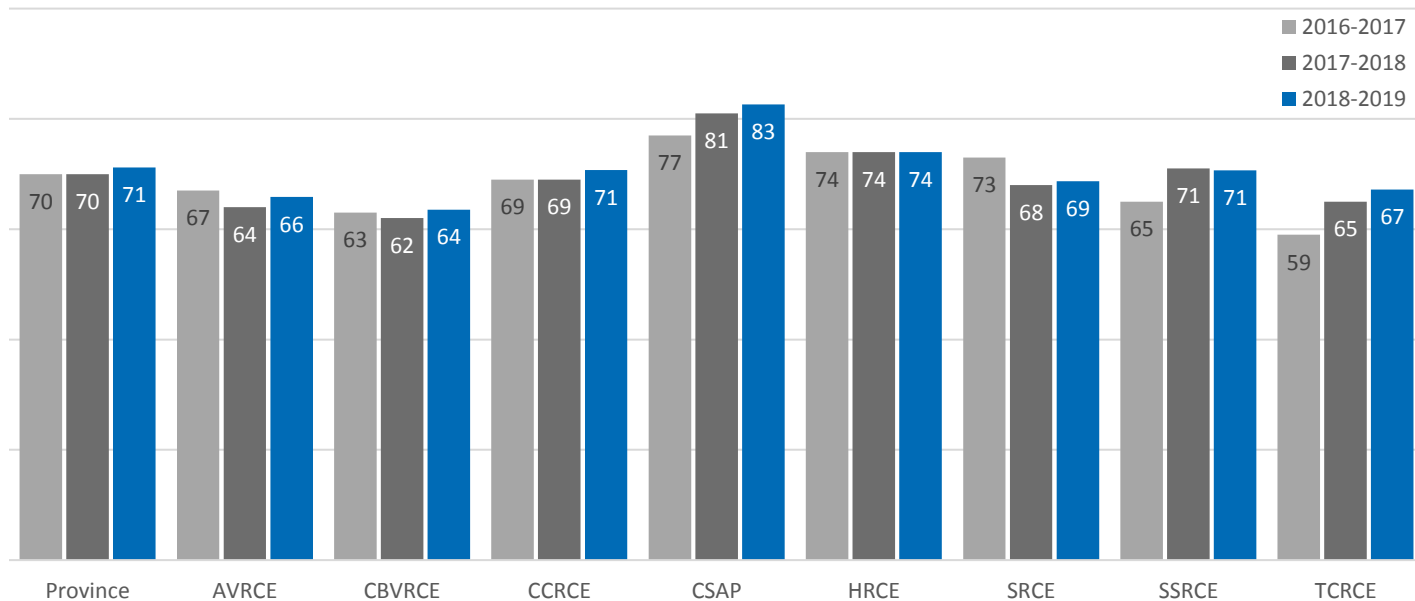


# 2018–2019 Nova Scotia Assessment

## Reading, Writing, and Mathematics in Grade 6

### Mathematics

Percentage of students at or above the assessment expectation (Province and Regional Centres/CSAP)



### Participation for mathematics in 2018–2019

	Province	AVRCE	CBVRCE	CCRCE	CSAP	HRCE	SRCE	SSRCE	TCRCE
Number of students in grade	8843	916	949	1557	443	3646	452	474	406
Number of students participating	8165	847	864	1420	427	3391	416	433	367
Participation rate	92%	92%	91%	91%	96%	93%	92%	91%	90%