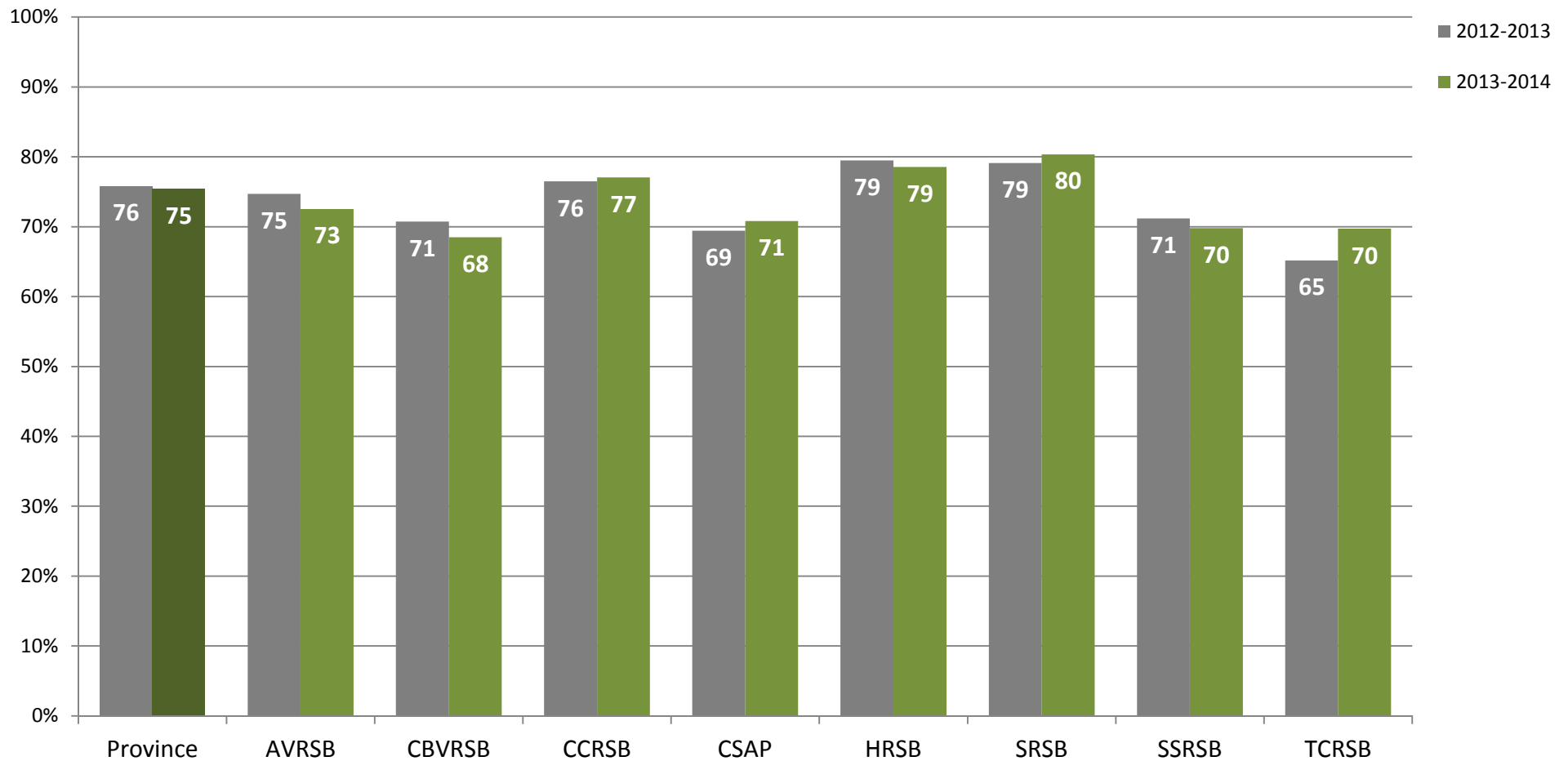


# 2013–2014 Nova Scotia Assessment: Reading, Writing, and Mathematics in Grade 6



## Reading

Percentage of students at or above the assessment expectation



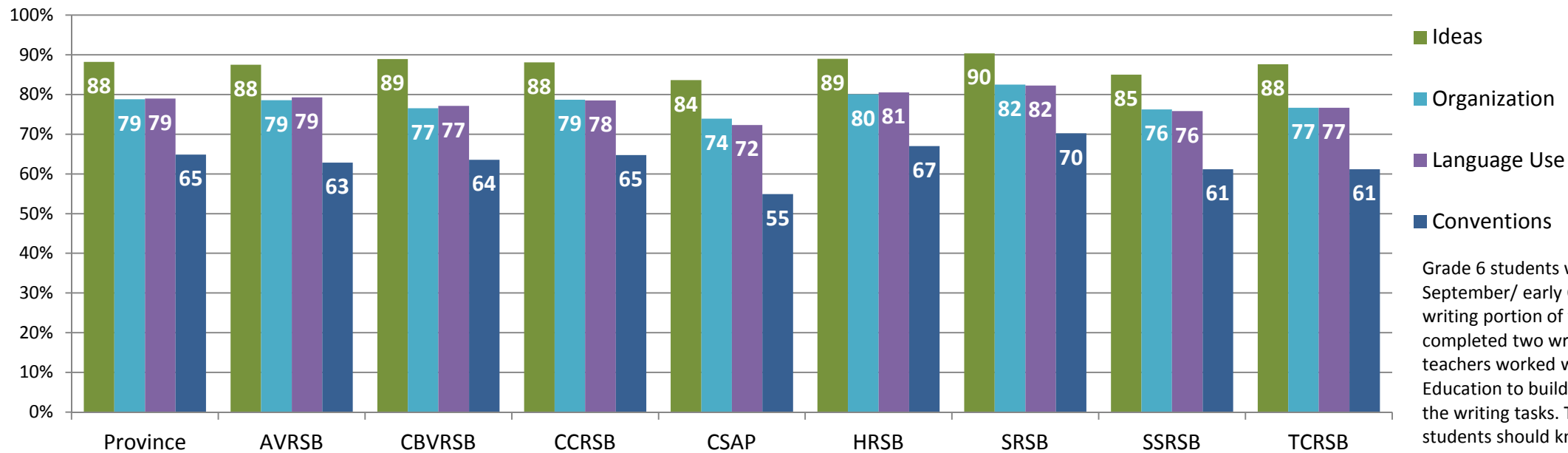
Grade 6 students wrote this assessment in September/October 2013. For the reading portion of the assessment, students read different types of texts and answered questions about what they read. Nova Scotia teachers worked with the Department of Education to build this assessment and to set the assessment expectation, which is what students should know and be able to do on their own at the beginning of grade 6. Individual student results were reported in four levels: Level 1 (below the expectation), Level 2 (approaching the expectation), Level 3 (at the expectation), and Level 4 (above the expectation). This chart shows the percentage of students who performed at Level 3 or Level 4.

# 2013–2014 Nova Scotia Assessment: Reading, Writing and Mathematics in Grade 6



## Writing

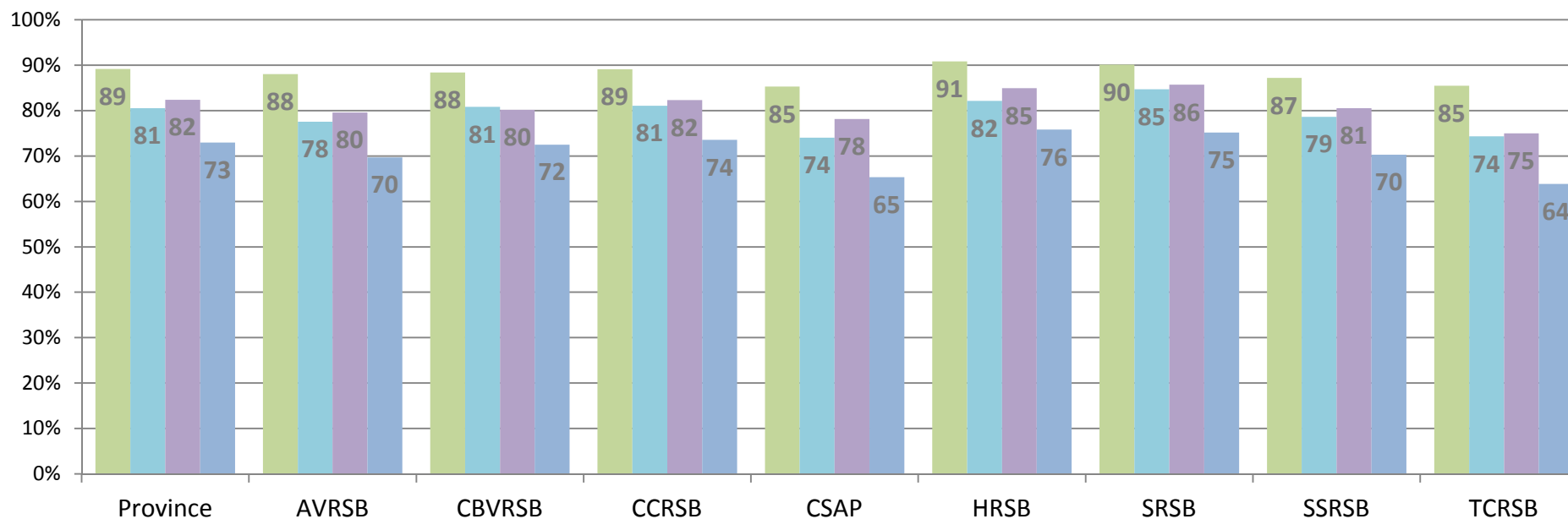
Percentage of students at or above the assessment expectation



- Ideas
- Organization
- Language Use
- Conventions

Grade 6 students wrote this assessment in late September/ early October 2013. For the writing portion of the assessment, students completed two writing tasks. Nova Scotia teachers worked with the Department of Education to build this assessment and score the writing tasks. The expectation is what students should know and be able to do on their own at the beginning of grade 3.

### 2012-2013 performance



Student performance in writing was reported for the four components above in four levels: Level 1 (below the expectation), Level 2 (approaching the expectation), Level 3 (at the expectation) Level 4 (above the expectation).

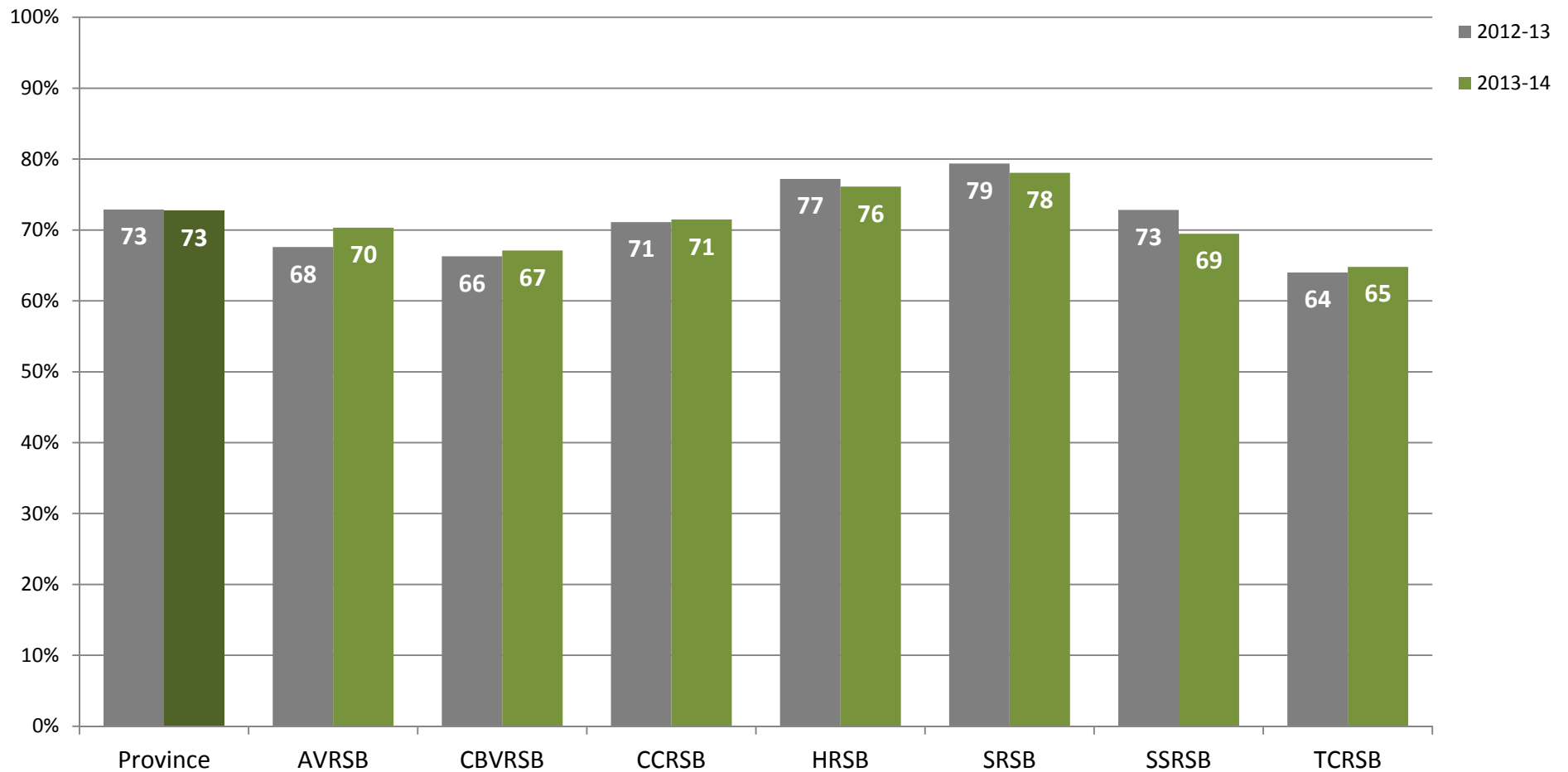
This chart shows the percentage of students in Level 3 or Level 4 for each writing component.

# 2013–2014 Nova Scotia Assessment: Reading, Writing, and Mathematics in Grade 6

## Mathematics



Percentage of students at or above the assessment expectation



Grade 6 students wrote this assessment in September/October 2013. For the mathematics portion, students answered questions in each of the mathematics strands (number, patterns and relations, measurement, geometry, and statistics and probability). Nova Scotia teachers worked with the Department of Education to build this assessment and to set the assessment expectation, which is what students should know and be able to do on their own at the beginning of grade 6. Individual student results were reported in four levels: Level 1 (below the expectation), Level 2 (approaching the expectation), Level 3 (at the expectation), and Level 4 (above the expectation). This chart shows the percentage of students who performed at Level 3 or Level 4.