

2023-2024 Nova Scotia Assessment Reading, Writing, and Mathematics in Grade 6



About the Assessment

Grade 6 students wrote this assessment on four mornings in October 2023 (90 minutes/day for Reading and Writing and 60 minutes/day for Mathematics). For the reading portion of the assessment, students read different types of texts and answered questions about what they read. They also completed two writing tasks. For the mathematics portion, students answered questions in each of the mathematics strands (number and operations, patterns and relations, measurement, geometry, and statistics and probability).

Nova Scotia teachers work with the Department of Education and Early Childhood Development to develop this assessment, to score the writing tasks, and to set the assessment expectation. The expectation is what students should know and be able to do on their own at the beginning of grade 6. All the items and texts on the assessment are aligned with selected reading, writing, and mathematics outcomes in the curriculum up to grade 5.

The 2023-2024 assessment results will provide:

- teachers with information to inform instructional planning;
- parents and guardians with information on their child's performance;
- the Department of Education and Early Childhood Development and Regional Centres/CSAP with information to inform educational decisions.

Student assessment and evaluation are core components of our public education system. This assessment is one of many ways in which we monitor and respond to student progress. Teachers use a variety of assessment methods to gather information about student learning, inform instruction, and provide timely feedback to students. Provincial assessment results are used by teachers, together with classroom assessment information, to inform instructional decisions that are best suited to the individual student. Provincial assessment results do not affect report card grades or decisions about promotion or retention.

For more information about the assessment, visit <https://plans.ednet.ns.ca/grade6>

Did you know?

Nova Scotia students were able to attend school in person throughout the majority of the pandemic.

Assessment results provide valuable information on how students are doing, enabling us to examine the impact of COVID-19 disruptions.

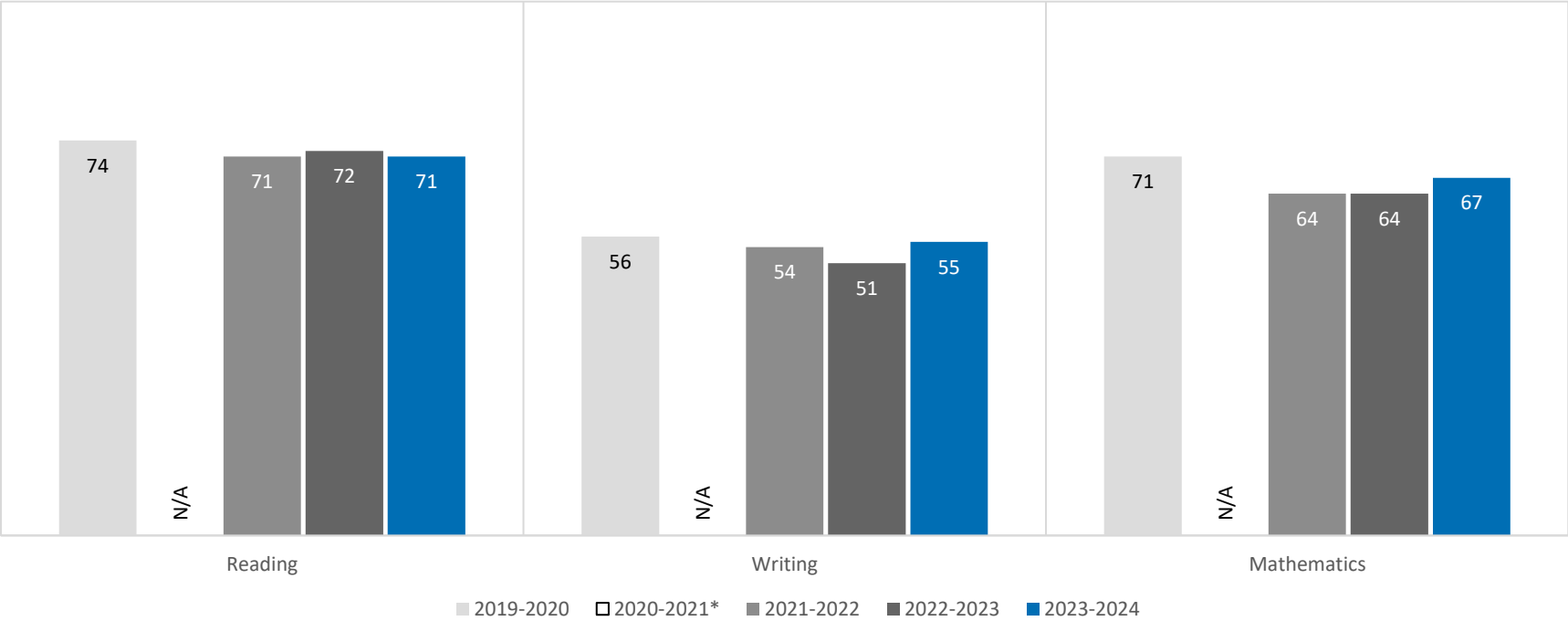
Nova Scotia Assessments are developed and scored in Nova Scotia by our teachers working with department staff.

[Lessons Learned documents are available to teachers and administrators to support their use of assessment information to inform next steps.](#)

2023-2024 Nova Scotia Assessment Reading, Writing, and Mathematics in Grade 6

Provincial Results

Percentage of students at or above the assessment expectation

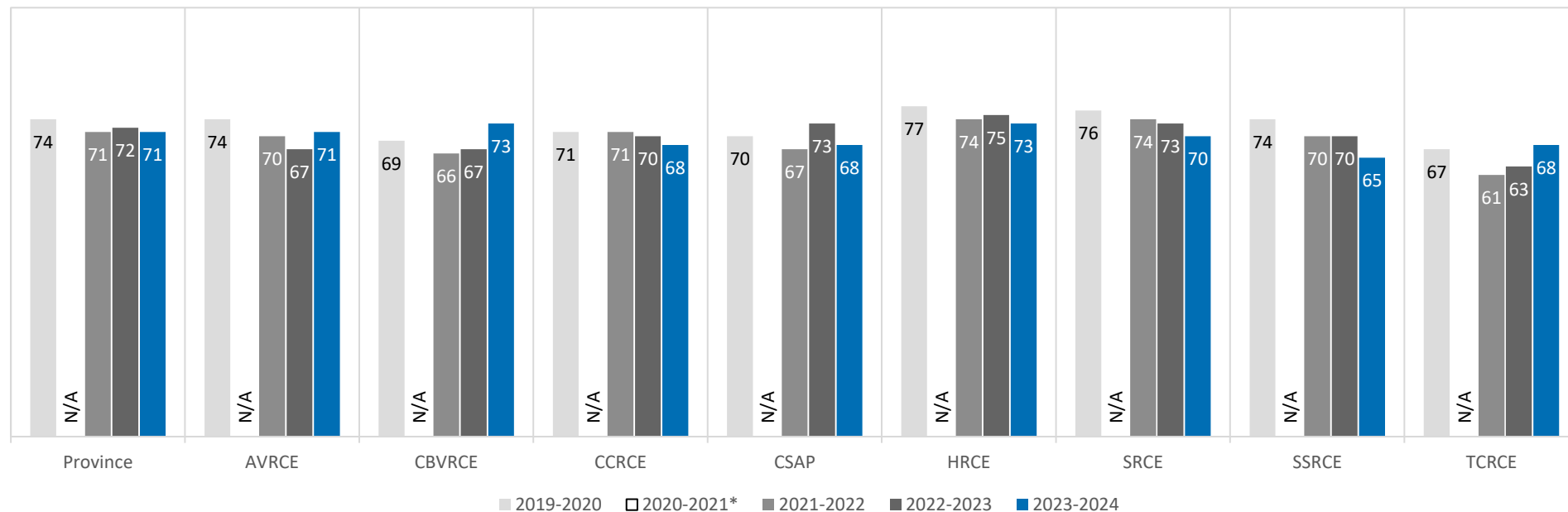


*Not administered in 2020-2021 due to the COVID-19 pandemic.

2023-2024 Nova Scotia Assessment Reading, Writing, and Mathematics in Grade 6

Reading

Percentage of students at or above the assessment expectation (Province and Regional Centres/CSAP)



Participation rates for reading in 2023-2024

	Province	AVRCE	CBVRCE	CCRCE	CSAP	HRCE	SRCE	SSRCE	TCRCE
Number of students in grade	9578	1001	905	1484	554	4266	474	482	412
Number of students participating	8863	952	797	1377	517	3985	447	439	349
Participation rate	93%	95%	88%	93%	93%	93%	94%	91%	85%

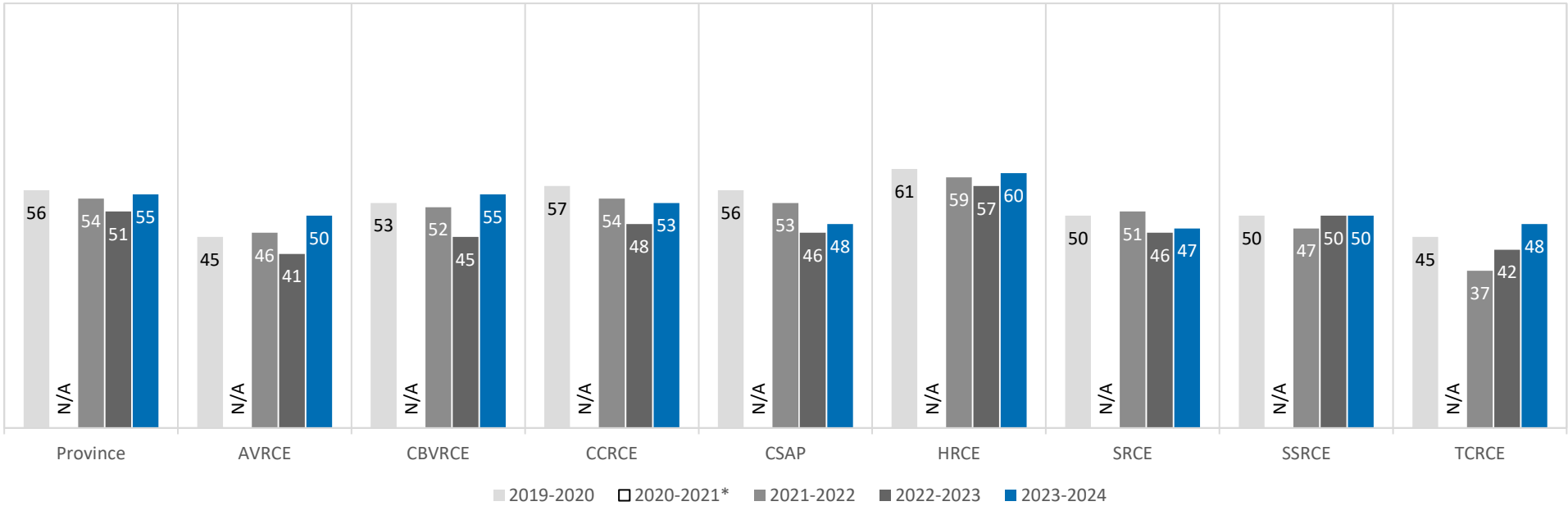
*Not administered in 2020-2021 due to the COVID-19 pandemic.

2023-2024 Nova Scotia Assessment

Reading, Writing, and Mathematics in Grade 6

Writing

Percentage of students at or above the assessment expectation (Province and Regional Centres/CSAP)



Participation rates for writing in 2023-2024

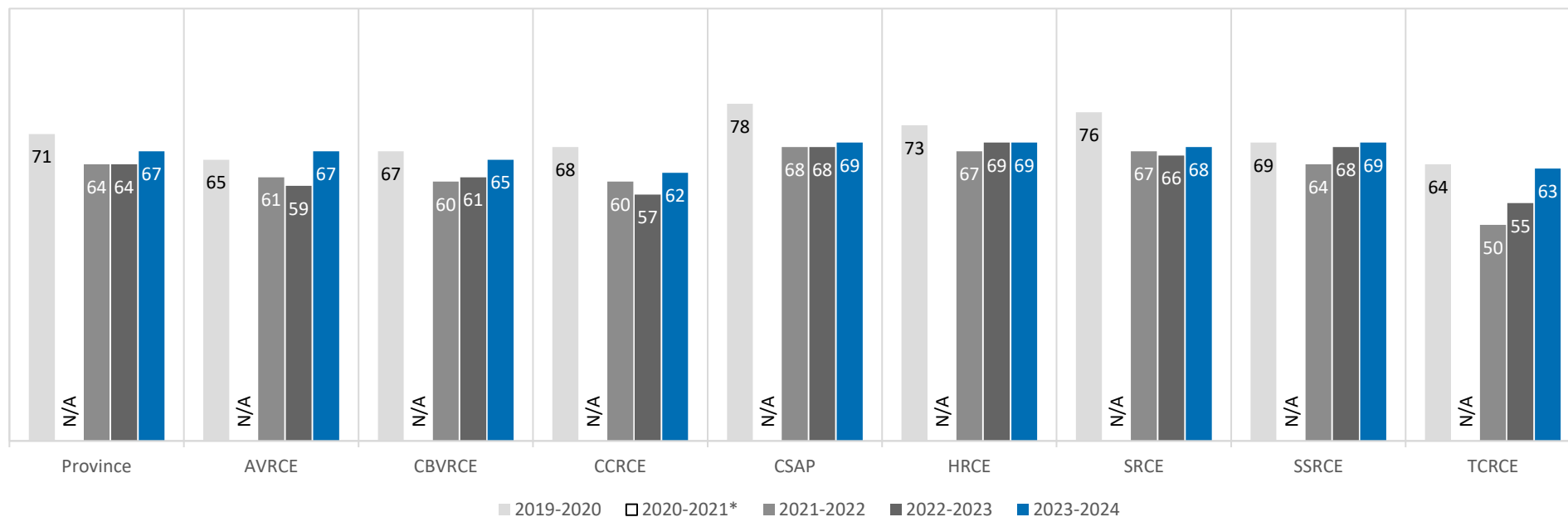
	Province	AVRCE	CBVRCE	CCRCE	CSAP	HRCE	SRCE	SSRCE	TCRCE
Number of students in grade	9578	1001	905	1484	554	4266	474	482	412
Number of students participating	8863	952	797	1377	517	3985	447	439	349
Participation rate	93%	95%	88%	93%	93%	93%	94%	91%	85%

*Not administered in 2020-2021 due to the COVID-19 pandemic.

2023-2024 Nova Scotia Assessment Reading, Writing, and Mathematics in Grade 6

Mathematics

Percentage of students at or above the assessment expectation (Province and Regional Centres/CSAP)



Participation rates for mathematics in 2023-2024

	Province	AVRCE	CBVRCE	CCRCE	CSAP	HRCE	SRCE	SSRCE	TCRCE
Number of students in grade	9578	1001	905	1484	554	4266	474	482	412
Number of students participating	8845	950	799	1365	521	3970	441	433	366
Participation rate	92%	95%	88%	92%	94%	93%	93%	90%	89%

*Not administered in 2020-2021 due to the COVID-19 pandemic.